

Welcome: **Brian Southward**, District Superintendent


34 I014 105 · Ringling ES

- [Home](#)
- [Your District](#)
- [Applications](#)
- [Reports](#)

Home > District > School > Report Card Details

Year: 2016

Report Card Details For RINGLING ES, 34-I014-105



Description:

Please click here for the current A-F Calculation Guide

The A-F Report Card is comprised of two sections each worth one-half of the overall grade: Student Performance and Student Growth. Schools can also earn up to 10 bonus points (depending on site type). Click on the links



[A-F Report Card Guide](#)

[Click to Read More](#)

Report Card Details

District: **Ringling I014**

School: **Ringling ES 105**

Grade Span: **PK - 06**

Type: **Elementary**

Grade: **63**

Letter Grade: **D**

Component	Index	Multiplier	Weighted Points	Subject	Valid	Total	Participation
Student Performance	53	50%	26.50	Mathematics	120	121	99.17 %
Overall Student Growth	62	25%	15.50	Reading	120	121	99.17 %
Bottom 25% Growth	45	25%	11.25	Science	23	23	100.00 %
Bonus Points	10	n/a	10	Social Studies	23	23	100.00 %
Total			63.25	Total	286	288	99.31 %

2016 Student Performance

Subject	Proficient Count	Total Student Count	Performance Index	Letter Grade
Reading	60	109	55	F
Mathematics	59	109	54	F
Science	7	20	35	F
Social Studies	11	20	55	F
Writing	0	0	0	
Overall	137	258	53	F

Overall Student Growth

Subject	Growth Point Count	Student Count	Performance Index	Letter Grade
Reading	46	76	61	D
Mathematics	48	76	63	D
Overall	94	152	62	D

Bottom Quartile Student Growth


Subject	Growth Point Count	Total Student Count	Performance Index	Letter Grade
Reading	7	19	37	F
Mathematics	10	19	53	F
Overall	17	38	45	F

Bonus Points

Category	Bonus Points
Attendance Rate	10

Access Level: DistrictSuperintendent


Report Card Details For RINGLING JHS, 34-1014-610



Description:

Please click [here](#) for the current A-F Calculation Guide

The A-F Report Card is comprised of two sections each worth one-half of the overall grade: Student Performance and Student Growth. Schools can also earn up to 10 bonus points (depending on site type). Click on the links to see more detail about each calculation.



A-F Report Card Guide

[Click to Read More](#)

Report Card Details

District: Ringling I014 School: Ringling JHS 610 Grade Span: 07 - 09 Type: Middle School Grade: 57 Letter Grade: F	<table border="1" style="width: 100%; border-collapse: collapse;"> <thead> <tr> <th>Component</th> <th>Index</th> <th>Multiplier</th> <th>Weighted Points</th> </tr> </thead> <tbody> <tr> <td>Student Performance</td> <td>51</td> <td>50%</td> <td>25.50</td> </tr> <tr> <td>Overall Student Growth</td> <td>58</td> <td>25%</td> <td>14.50</td> </tr> <tr> <td>Bottom 25% Growth</td> <td>50</td> <td>25%</td> <td>12.50</td> </tr> <tr> <td>Bonus Points</td> <td>4</td> <td>n/a</td> <td>4</td> </tr> <tr> <td>Total</td> <td></td> <td></td> <td>56.50</td> </tr> </tbody> </table>	Component	Index	Multiplier	Weighted Points	Student Performance	51	50%	25.50	Overall Student Growth	58	25%	14.50	Bottom 25% Growth	50	25%	12.50	Bonus Points	4	n/a	4	Total			56.50	<table border="1" style="width: 100%; border-collapse: collapse;"> <thead> <tr> <th>Subject</th> <th>Valid</th> <th>Total</th> <th>Participate</th> </tr> </thead> <tbody> <tr> <td>Algebra I</td> <td>32</td> <td>32</td> <td>100.00 %</td> </tr> <tr> <td>Algebra II</td> <td>1</td> <td>1</td> <td>100.00 %</td> </tr> <tr> <td>Geography</td> <td>27</td> <td>27</td> <td>100.00 %</td> </tr> <tr> <td>Geometry</td> <td>1</td> <td>1</td> <td>100.00 %</td> </tr> <tr> <td>Mathematics</td> <td>58</td> <td>58</td> <td>100.00 %</td> </tr> <tr> <td>Reading</td> <td>59</td> <td>59</td> <td>100.00 %</td> </tr> <tr> <td>Science</td> <td>31</td> <td>31</td> <td>100.00 %</td> </tr> <tr> <td>US History</td> <td>32</td> <td>32</td> <td>100.00 %</td> </tr> <tr> <td>Total</td> <td>241</td> <td>241</td> <td>100.00 %</td> </tr> </tbody> </table>	Subject	Valid	Total	Participate	Algebra I	32	32	100.00 %	Algebra II	1	1	100.00 %	Geography	27	27	100.00 %	Geometry	1	1	100.00 %	Mathematics	58	58	100.00 %	Reading	59	59	100.00 %	Science	31	31	100.00 %	US History	32	32	100.00 %	Total	241	241	100.00 %
Component	Index	Multiplier	Weighted Points																																																															
Student Performance	51	50%	25.50																																																															
Overall Student Growth	58	25%	14.50																																																															
Bottom 25% Growth	50	25%	12.50																																																															
Bonus Points	4	n/a	4																																																															
Total			56.50																																																															
Subject	Valid	Total	Participate																																																															
Algebra I	32	32	100.00 %																																																															
Algebra II	1	1	100.00 %																																																															
Geography	27	27	100.00 %																																																															
Geometry	1	1	100.00 %																																																															
Mathematics	58	58	100.00 %																																																															
Reading	59	59	100.00 %																																																															
Science	31	31	100.00 %																																																															
US History	32	32	100.00 %																																																															
Total	241	241	100.00 %																																																															

2016 Student Performance

Subject	Proficient Count	Total Student Count	Performance Index	Letter Grade
Reading	30	54	56	F
Mathematics/Algebra I	40	86	47	F
Science	9	29	31	F
Social Studies/Geography/US History	35	54	65	D
Writing	0	0	0	
Overall	114	223	51	F

Overall Student Growth

Subject	Growth Point Count	Student Count	Performance Index	Letter Grade
Reading	34	54	63	D
Mathematics	46	84	55	F
Overall	80	138	58	F

Bottom Quartile Student Growth


Subject	Growth Point Count	Total Student Count	Performance Index	Letter Grade
Reading	6	13	46	F
Mathematics	11	21	52	F
Overall	17	34	50	F

Home | **Bonus Points** | Your District | Applications | Reports

Category	Bonus Points
Attendance Rate	0
Dropout Rate	2
Advanced Coursework	2

Access Level: DistrictSuperintendent


Report Card Details For RINGLING HS, 34-I014-705



Description:

Please click here for the current A-F Calculation Guide

The A-F Report Card is comprised of two sections each worth one-half of the overall grade: Student Performance and Student Growth. Schools can also earn up to 10 bonus points (depending on site type). Click on the links to see more detail about each calculation.



A-F Report Card Guide

[Click to Read More](#)

Report Card Details		Component	Index	Multiplier	Weighted Points	Subject	Valid	Total	Participa
District: Ringling I014		Student Performance	60	50%	30.00	Algebra II	28	28	100.00 %
School: Ringling HS 705		Overall Student Growth	83	50%	41.50	Biology I	25	25	100.00 %
Grade Span: 10 - 12		Bottom 25% Growth	60	0%	0.00	English II	27	28	96.43 %
Type: High School		Bonus Points	1	n/a	1	English III	32	32	100.00 %
Grade: 73		Total			72.50	Geometry	11	11	100.00 %
Letter Grade: C						US History	34	34	100.00 %
						Total	157	158	99.37 %

2016 Student Performance					
Subject	Proficient Count	Total Student Count	Performance Index	Letter Grad	
English II/III	43	59	73	C	
Algebra I/Algebra II/Geometry	22	40	55	F	
Biology I	13	24	54	F	
US History	16	33	48	F	
Overall	94	156	60	D	

Overall Student Growth					
Subject	Growth Point Count	Student Count	Performance Index	Letter Grade	
English II	20	24	83	B	
Algebra I	0	0	0	N/A	
Overall	20	24	83	B	

Bottom Quartile Student Growth					
Subject	Growth Point Count	Total Student Count	Performance Index	Letter Grade	
English II	3	5	60	D	
Algebra I	0	0	0	N/A	
Overall	3	5	60	D	

Bonus Points	
Category	Bonus Points

Home	Your District	Category	Applications	Reports
	Cohort Graduation Rate			0
	Advanced Coursework			1
	College Entrance Exam			0
	Low Performing Eighth Grade Cohort Rate			0
	EOI Performance			0
	Year to Year Growth			0

Bonus Points

Access Level: DistrictSuperintendent